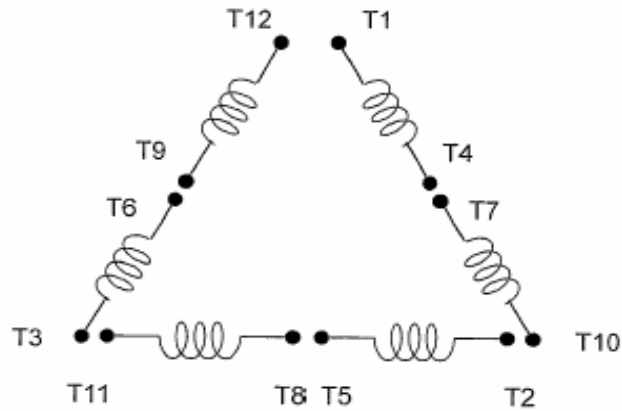


DATE:
December 6, 2010

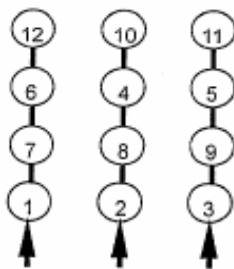
CONNECTION DIAGRAM

CATALOG NO.:
NP0402

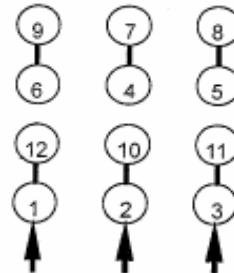


SCHEMATIC - Δ / Y CONNECTION

ACROSS THE LINE CONNECTION



LINE
230 VOLT CONNECTION



LINE
460 VOLT CONNECTION